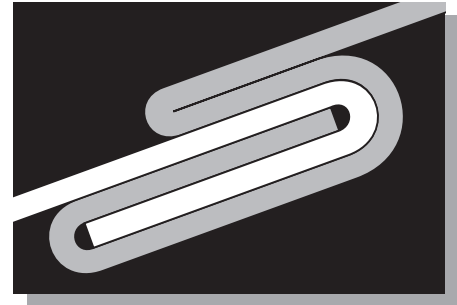





# Proflex™



## Flexible Duct Connector

Vibration Dampening Duct Connector

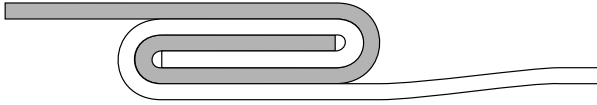
- Commercial applications
- Available in a variety of fabrics
- Pre-assembled with sheet metal permanently secured to fabric



 **DUCTMATE®**  
Industries, Inc.

## DESCRIPTION - Commercial

Flexible duct connector that eliminates duct system noises and vibrations for industrial and commercial applications.



## BASIC USE

Typically inserted between the machinery and the ductwork, Proflex is an airtight, flexible joint that isolates vibration to the source and reduces noise inside the duct system.

## SPECIAL CHARACTERISTICS

- Double-lock gripping fingers of metal to fabric adds to holding power.
- Airtight and waterproof at 10" positive w.g. to 10" negative w.g.
- 24 GA galvanized steel which meets ASTM-A-653-94-G60.
- All materials meet or exceed the L.A. standards for Flame Spread (25) and Smoke Density (50).
- Ductmate PROflex fabrics are designed to meet NFPA 90A and 90B.

## ORDERING INFORMATION

### Commercial

Fabric	Size metal x fabric x metal	Gauge	Part No.
Vinyl Super Duty	3"x3"x3"	24	PFC3VSGALA
Neoprene	3"x3"x3"	24	PFC*NGA
Hypalon	3"x3"x3" or 4"x4"x4"	24	PFC*HGA
Silicone	4"x4"x4"	24	PFC*SGA

\* 3 = 3"x3"x3"  
4 = 4"x4"x4"

Standard 100 ft. per carton.

Metal is available in galvanized, stainless and aluminum.

All fabrics are available without metal attached in various widths x 100 ft. per roll.

For chemical resistance information, consult your nearest Ductmate distributor or call Ductmate direct.

## FABRIC SPECIFICATIONS

### VINYL SUPER DUTY (dual fabric)

Base Fabric: Polyester/Polyester  
Color: Black  
Weight: 20 oz/sq.yd ± 2  
Tearing Strength: W: 97 lbs F: 64 lbs  
Tensile Strength: W: 300 lbs F: 269 lbs  
Low Temperature: -40°F  
High Temperature: 200° F

- Strongest all-purpose fabric in the industry with excellent resistance to cuts, tears, and abrasion
- Flame resistant coating
- Resistant to weather and most chemicals
- Mildew resistant per ASTM G-21
- Meets NFPA 701

### NEOPRENE

Base Fabric: Glass Cloth  
Color: Black  
Weight: 30 ± 2 oz/sq yd  
Tearing Strength: W: 25 lbs F: 20 lbs  
Tensile Strength: W: 475 lbs F: 375 lbs  
Low Temperature: -40°F  
High Temperature: 200° F

- Ideal for fume hoods
- Flame resistant coating
- Resistant to weather, most chemicals, fat, grease, and oil
- Mildew resistant per ASTM G-21
- Meets NFPA 701

### HYPALON

Base Fabric: Glass Cloth  
Color: White  
Weight: 30 ± 2 oz/sq yd  
Tearing Strength: W: 25 lbs F: 20 lbs  
Tensile Strength: W: 475 lbs F: 375 lbs  
Low Temperature: -40°F  
High Temperature: 200° F

- Ideal for outdoor applications and fume hoods
- Flame resistant coating
- Resistant to weather, most chemicals, fat, grease, and oil
- UV Resistant
- Meets NFPA 701

### SILICONE (silicone rubber coating)

Base Fabric: Fiberglass Fabric  
Color: Silver  
Weight: 30 oz/yd lbs +/- 2 oz/sq yd  
Tearing Strength: W: 90 lbs F: 90 lbs  
Tensile Strength: W: 372 lbs F: 372 lbs  
Low Temperature: -70°F  
High Temperature: 500° F

- Highly durable
- Rubbery surface for grip
- Excellent flame resistance
- Non-combustible fabric
- Resistant to weather, most chemicals, water, and oil
- Meets NFPA 701

## LIMITED PRODUCT WARRANTY

Ductmate warrants that PROflex, when properly installed and maintained, will be free from defects in material and workmanship, and will comply with all written specifications made by Ductmate at the time of sale. Ductmate's warranty shall run for a period of one year from the date of manufacture.

### Warranty Limitation

The warranty stated above is in lieu of all other warranties, express or implied, including but not limited to the implied warranties of MERCHANTABILITY AND FITNESS FOR A PARTICULAR PURPOSE. Although Ductmate may have suggested the product, or provided written or oral advice to the Purchaser, it is the Purchaser's responsibility to test and determine the suitability of PROflex, or the intended use and purpose, and Purchaser and/or its customer assumes all risk and liability whatsoever regarding such suitability.

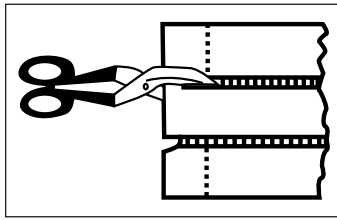
### Limitation of Liability

In the event of a breach of the above warranty, Ductmate's sole obligation, and Purchaser's sole and exclusive remedy, shall be, at Ductmate's option, repair or replacement of any defective products, or refund of an applicable portion of the purchase price. Ductmate shall have no liability for costs of removal or reinstallation of the product. The Purchaser agrees that no other remedy, including but not limited to loss of profits, loss sales, injury to person or property, or any other special, incidental or consequential damages, shall be available to the Purchaser for any claim arising out of this Agreement, regardless of whether such claim is made in contract or in tort, including strict liability in tort. In no event will Ductmate be obligated to pay damages to the Purchaser in any amount exceeding the purchase price that the Purchaser paid to Ductmate for the allegedly defective product.

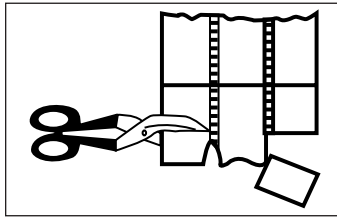
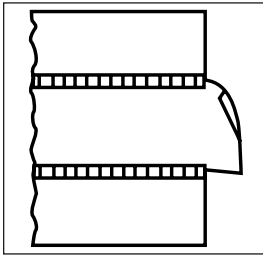
# INSTALLATION

## To seam flexible connector at corner of connector:

1. Cut through center of lock as indicated. Cut 1" to 1½" deep to allow sufficient lap.

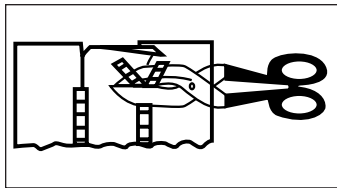
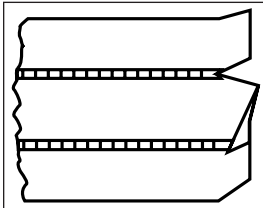


2. Option A:



Pull fabric free of lock. Snip severed lock as indicated. Ends of metal are now ready for bending and joining.

2. Option B:




From edge of connector, cut away metal as indicated. Metal falls away exposing fabric ready for seaming.


3. Put a liberal amount of sealant between the two fabric flaps and press the two pieces together to allow the sealant to spread out. Roll the flap ends together and staple the seal 1" O.C. (going through both pieces of fabric and the sealant). Allow a minimum of 24 hours curing time before flexing the connection.

## To stiffen a flexible connector: (Recommended for Commercial applications)

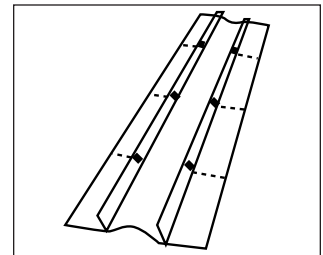
1. Lay out the connector as you normally do.



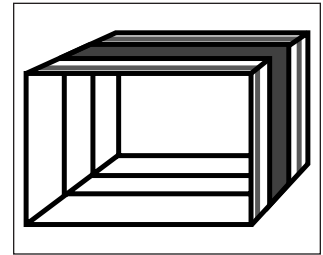
2. Bend seam up to 90° on brake as indicated in drawing.



3. Using heavy snips, notch standing seam at bend points.



4. Bend to form completed connector.



**Charleroi, PA**

210 Fifth Street  
Charleroi, PA 15022  
724-258-0500  
FAX: 724-258-5494

**Lodi, CA**

810 S. Cluff Avenue  
Lodi, CA 95240-9141  
209-333-4680  
FAX: 209-333-4678



Distributed By:

Ductmate is a proud member of the following organizations:

