

PROrail®



2" and 4" Turning Vane Rail

PROrail: Every Decision Should Be This Successful... And This Easy!

- Available for 2" and 4" turning vanes
- Available in specialty metals
- Insures precise vane alignment
- Assembly is quick and easy
- Fabricated with precision equipment
- Consistent product quality

D **DUCTMATE®**
Industries, Inc.

DESCRIPTION

2" and 4" turning vane rail.

BASIC USE

Provides a self-aligning, easy means of securing turning vanes for the purpose of directing air around mitered elbows.

SPECIAL CHARACTERISTICS

- Precision stamped from hot-dipped galvanized steel
- Available from stock through a nationwide distributor network
- Pressure tested to 15" W.G. with no separation
- Trained Ductmate personnel are available to assist with additional technical questions

PACKAGING INFORMATION

Part#	Size	Gauge	Feet per carton
2PRGA22	2"	22	100
2PRGA24	2"	24	100
4PRGA22	4"	22	100
4PRGA24	4"	24	100

LIMITED PRODUCT WARRANTY

Ductmate warrants that PROrail, when properly installed and maintained, will be free from defects in material and workmanship, and will comply with all written specifications made by Ductmate at the time of sale. Ductmate's warranty shall run for a period of one year from the date of manufacture.

Warranty Limitation


The warranty stated above is in lieu of all other warranties, express or implied, including but not limited to the implied warranties of MERCHANTABILITY AND FITNESS FOR A PARTICULAR PURPOSE. Although Ductmate may have suggested the product, or provided written or oral advice to the Purchaser, it is the Purchaser's responsibility to test and determine the suitability of PROrail, for the intended use and purpose, and Purchaser and/or its customer assumes all risk and liability whatsoever regarding such suitability.

Limitation of Liability


In the event of a breach of the above warranty, Ductmate's sole obligation, and Purchaser's sole and exclusive remedy, shall be, at Ductmate's option, repair or replacement of any defective products, or refund of an applicable portion of the purchase price. Ductmate shall have no liability for costs of removal or reinstallation of the product. The Purchaser agrees that no other remedy, including but not limited to loss of profits, loss sales, injury to person or property, or any other special, incidental or consequential damages, shall be available to the Purchaser for any claim arising out of this Agreement, regardless of whether such claim is made in contract or in tort, including strict liability in tort. In no event will Ductmate be obligated to pay damages to the Purchaser in any amount exceeding the purchase price that the Purchaser paid to Ductmate for the allegedly defective product.

INSTALLATION INSTRUCTIONS

1. Cut PROrail to length.




2. Cut the vanes to length.



3. Set the vanes onto the bottom rail.



4. Insert the top rail tabs into the vanes.



Assembly is ready to be inserted into the duct. Fasten to duct wall per SMACNA recommendations.



Charleroi, PA
210 Fifth Street
Charleroi, PA 15022
724-258-0500

Lodi, CA
810 S. Cluff Avenue
Lodi, CA 95240-9141
209-333-4680

*Additional Manufacturing and Warehousing in
Monongabala, PA and Tulsa, OK*

1-800-245-3188 • www.ductmate.com

© Copyright Ductmate Industries, Inc. All rights reserved.



Ductmate Is A Proud Member Of The Following Organizations:



Distributed By: