


SUBMITTAL RECORD _____
 JOB _____
 LOCATION _____
 SUBMITTED TO _____
 SUBMITTAL PREPARED BY _____
 APPROVED BY _____
 DATE _____



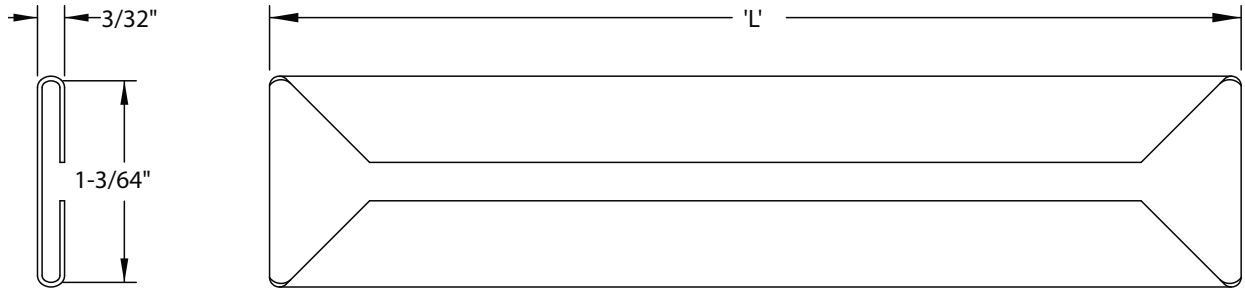
Submittal Form Flat Drive Cleat No Tab

- FLAT DRIVE CLEAT - NO TAB -



- Designed to secure the connection for lighter ductwork applications.
- Perfect for lighter gauge and residential ductwork applications.
- Tapered ends for an easy start.
- Available in 5ft., 8ft., or 10ft. lengths.

Item #	Code	Description
13255	FD2410	24ga. Flat Drive 10ft.
13211	FD2405	24ga. Flat Drive 5ft.
13257	FD2610	26ga. Flat Drive 10ft.
13342	FD2608	26ga. Flat Drive 8ft.
13218	FD2605	26ga. Flat Drive 5ft.
13200	FD2810	28ga. Flat Drive 10ft.
13199	FD2808	28ga. Flat Drive 8ft.
13198	FD2805	28ga. Flat Drive 5ft.
13262	FDSS2410	300 Series Stainless Steel Flat Drive 10ft.
13260	FDAL2410	Aluminum Flat Drive 10ft.



- FLAT DRIVE CLEAT - NO TAB - CUT TO LENGTH -

24 GAUGE		
Item #	Code	Description
13307	FDCNT0624	24 Gauge 6in Flat Drive - No Tab

26 GAUGE		
Item #	Code	Description
13331	FDCNT1026	26 Gauge 10in Flat Drive - No Tab
13332	FDCNT1226	26 Gauge 12in Flat Drive - No Tab
13333	FDCNT1426	26 Gauge 14in Flat Drive - No Tab
13334	FDCNT1626	26 Gauge 16in Flat Drive - No Tab
13335	FDCNT1826	26 Gauge 18in Flat Drive - No Tab
13336	FDCNT2026	26 Gauge 20in Flat Drive - No Tab
13337	FDCNT2426	26 Gauge 24in Flat Drive - No Tab
13338	FDCNT3626	26 Gauge 36in Flat Drive - No Tab

Duro Dyne East Division, Bay Shore, NY
 Duro Dyne Midwest Division, Hamilton, OH
 Duro Dyne West Division, Fontana, CA
 Duro Dyne Canada, Lachine, Quebec, Canada

631-249-9000 Fax: 631-249-8346
 513-870-6000 Fax: 513-870-6005
 562-926-1774 Fax: 562-926-5778
 514-422-9760 Fax: 514-636-0328

www.durodyne.com E-mail: durodyne@durodyne.com



©2017 Duro Dyne Corporation
 Printed in USA 5/16/17
 BO050024

SUBMITTAL RECORD _____
 JOB _____
 LOCATION _____
 SUBMITTED TO _____
 SUBMITTAL PREPARED BY _____
 APPROVED BY _____
 DATE _____




Submittal Form Flat Drive Cleat with Tab

- FLAT DRIVE CLEAT - WITH TAB - CUT TO LENGTH -



- Designed to secure the connection for lighter ductwork applications.
- Perfect for lighter gauge and residential ductwork applications.
- Tapered ends for an easy start.
- Available in 5ft., 8ft., or 10ft. lengths.
- 5ft., 8ft., & 10ft. length measurements do not include the 1" tab



- FLAT DRIVE CLEAT - WITH TAB - CUT TO LENGTH -

Item #	Code	Description
13308	FDC0624	24 Gauge 6in Flat Drive
13350	FDC0824	24 Gauge 8in Flat Drive
13351	FDC1024	24 Gauge 10in Flat Drive
13352	FDC1224	24 Gauge 12in Flat Drive
13353	FDC1424	24 Gauge 14in Flat Drive
13354	FDC1624	24 Gauge 16in Flat Drive
13355	FDC1824	24 Gauge 18in Flat Drive
13356	FDC2024	24 Gauge 20in Flat Drive
13357	FDC2224	24 Gauge 22in Flat Drive
13358	FDC2424	24 Gauge 24in Flat Drive

Item #	Code	Description
13340	FDC0826	26 Gauge 8in Flat Drive
13341	FDC1026	26 Gauge 10in Flat Drive

